

This article was downloaded by:

On: 19 January 2011

Access details: *Access Details: Free Access*

Publisher *Taylor & Francis*

Informa Ltd Registered in England and Wales Registered Number: 1072954 Registered office: Mortimer House, 37-41 Mortimer Street, London W1T 3JH, UK



International Journal of Polymeric Materials

Publication details, including instructions for authors and subscription information:

<http://www.informaworld.com/smpp/title~content=t713647664>

Rheological Characteristics of Short Nylon-6 Fiber Reinforced Styrene Butadiene Rubber Containing Epoxy Resin as Bonding Agent

A. Seema^a; S. K. N. Kutty^b

^a Centre for Materials for Electronics Technology, Thrissur, India ^b Department of Polymer Science and Rubber Technology, Cochin University of Science and Technology, Cochin, India

To cite this Article Seema, A. and Kutty, S. K. N.(2005) 'Rheological Characteristics of Short Nylon-6 Fiber Reinforced Styrene Butadiene Rubber Containing Epoxy Resin as Bonding Agent', *International Journal of Polymeric Materials*, 54: 11, 1031 – 1045

To link to this Article: DOI: 10.1080/009140390887317

URL: <http://dx.doi.org/10.1080/009140390887317>

PLEASE SCROLL DOWN FOR ARTICLE

Full terms and conditions of use: <http://www.informaworld.com/terms-and-conditions-of-access.pdf>

This article may be used for research, teaching and private study purposes. Any substantial or systematic reproduction, re-distribution, re-selling, loan or sub-licensing, systematic supply or distribution in any form to anyone is expressly forbidden.

The publisher does not give any warranty express or implied or make any representation that the contents will be complete or accurate or up to date. The accuracy of any instructions, formulae and drug doses should be independently verified with primary sources. The publisher shall not be liable for any loss, actions, claims, proceedings, demand or costs or damages whatsoever or howsoever caused arising directly or indirectly in connection with or arising out of the use of this material.

Rheological Characteristics of Short Nylon-6 Fiber Reinforced Styrene Butadiene Rubber Containing Epoxy Resin as Bonding Agent

A. Seema

Centre for Materials for Electronics Technology, Thrissur, India

S. K. N. Kutty

Department of Polymer Science and Rubber Technology,
Cochin University of Science and Technology, Cochin, India

The rheological characteristics of short Nylon-6 fiber-reinforced Styrene Butadiene rubber (SBR) in the presence of epoxy resin-based bonding agent were studied with respect to the effect of shear rate, fiber concentration, and temperature on shear viscosity and die swell using a capillary rheometer. All the composites containing bonding agent showed a pseudoplastic nature, which decreased with increasing temperature. Shear viscosity was increased in the presence of fibers. The temperature sensitivity of the SBR matrices was reduced on introduction of fibers. The temperature sensitivity of the melts was found to be lower at higher shear rates. Die swell was reduced in the presence of fibers. Relative viscosity of the composites increased with shear rate. In the presence of epoxy resin bonding agent the temperature sensitivity of the mixes increased. Die swell was larger in the presence of bonding agent.

Keywords: styrene butadiene rubber, short Nylon-6 fiber, epoxy resin, composite, rheology

INTRODUCTION

During processing, a rubber compound is subjected to various forms of shear such as mixing, calendaring, and extrusion. A thorough knowledge of the flow characteristics of the polymer melt is essential. Brydson indicated the need for rheological studies and their

Received 31 July 2004; in final form 23 August 2004.

Address correspondence to S. K. N. Kutty, Department of Polymer Science and Rubber Technology, Cochin University of Science and Technology, Cochin 682 022, India. E-mail: sunil@cusat.ac.in

importance in selection of polymer and its processing conditions [1]. Studies on the rheological behavior and the extrusion characteristics of polymer melts have been reported by White and Tokita [2] and White [3–4]. Several studies on the rheological characteristics of short fiber reinforced polymer composites were reported [5–8]. Setua studied the rheological behavior of short silk fiber filled elastomer composites and confirmed the pseudoplastic nature of the composites [9]. Murty et al. studied the rheology of short jute fiber filled natural rubber composites [10] and found that the viscosity–shear rates relationship was similar to that found in other fiber filled polymer melts. Crowson et al. reported the rheology of short glass fiber reinforced thermoplastics and concluded that the fibers orient along the flow direction in a convergent flow and at 90° to the flow direction in a divergent flow [11–12]. Many studies on the dependence of the die swell on the L/D (length to diameter) ratio of the capillary have been reported [13–17]. Kutty et al. reported the rheological characteristics of short aramid fiber reinforced thermoplastic polyurethane and found that the pseudoplastic behavior of the melt decreases with increased temperature [18]. Rheological behavior of short sisal fiber reinforced natural rubber composite was studied by Varghese et al. [19]. Rheological properties of short polyester fiber polyurethane elastomer composite with and without bonding agent were reported by Suhara et al. [20–21]. The present article reports, the results of the studies on the rheology of short Nylon-6 fiber reinforced Styrene Butadiene rubber containing an epoxy resin bonding agent. The fiber loading was varied from 0 to 30 phr.

EXPERIMENTAL

Materials

Styrene butadiene rubber (synaprene 1502) was obtained from Synthetics and Chemicals Ltd., Bareilly. Nylon-6 fiber with an outer diameter of 20 μm was obtained from SRF Ltd., Madras. It was chopped to approximately 6 mm in length. Zinc oxide (ZnO) was obtained from M/s Meta Zinc Ltd., Bombay. Stearic acid was procured from Godrej Soap (Pvt.) Ltd., Bombay, India. Epoxy resin (LAPOX, A31) and hardener (LAPOX K30) were obtained from Cibatul Limited, Gujarat, India.

Processing

Formulation of mixes is given in Table 1. These mixes were prepared as per ASTM D 3182 (1989) on a laboratory size two roll mixing mill.

TABLE 1 Composition of Mixes (Parts by Weight)

Ingredient	Mix no.							
	A	B	C	D	A ₀	B ₀	C ₀	D ₀
NBR	100	100	100	100	100	100	100	100
Nylon	0	10	20	30	0	10	20	30
Epoxy resin*	3	3	3	3	0	0	0	0
ZnO	4	4	4	4	4	4	4	4
Stearic acid	2	2	2	2	2	2	2	2

*Epoxy resin formed by 1:0.5 equivalent combination of Epoxy resin and amine-based hardener, respectively.

The compounding temperature was kept below 90°C by passing water through the mill rolls.

Rheological studies were carried out using a capillary rheometer attached to a Shimadzu Universal testing machine model AG-I 50KN. A capillary of L/D 10 and an angle of entry 90° was used. The measurements were carried out at various shear rates ranging from 1.6 s⁻¹ to 831.2 s⁻¹. The temperature difference between different zones was kept to a minimum. Small strips of composites were placed inside the barrel and warmed for a minute. Then they were forced down with a plunger attached to the moving crosshead. The height of the melt in the barrel before extrusion was kept constant in all runs. The experiments were carried out at six different shear rates obtained by moving the cross head at pre-selected speeds (1 to 500 mm/min). The force corresponding to different plunger speeds was recorded. The true shear stress was calculated as

$$\tau_w = \frac{PR}{2L}$$

where τ_w is the shear stress of the wall, P is the pressure drop, L is the length of the capillary, and R is the radius of the capillary.

Apparent shear rate, shear rate at the wall, and viscosity were calculated using the following equations:

$$\dot{\gamma}_a = \frac{32Q}{\pi d_c^3}$$

$$\dot{\gamma}_w = \frac{(3n' + 1)}{4n'} \dot{\gamma}_a$$

$$\eta = \frac{\tau_w}{\dot{\gamma}_w}$$

where: γ_a is the apparent shear rate (s^{-1}); Q is the volumetric flow rate ($mm^3 s^{-1}$); d_c is the diameter of the capillary (mm); γ_w is the shear rate at wall (s^{-1}); n' is the flow behavior index, and η is the shear viscosity (Pa·s).

n' was calculated by liner regression from $\log(\tau_w)$ and $\log(\gamma_a)$. The extrudates emerging from the capillary were collected with the utmost care to avoid any further deformation and the diameters were measured after a relaxation period of 24 h. The die swell was calculated as the ratio of the diameter of the extrudate to that of the capillary (d_e/d_c).

Relative Viscosity (η_r) was calculated by using the following equation:

$$\eta_r = \frac{\eta_b}{\eta_0}$$

where η_b is the viscosity of the mixes with bonding agent and η_0 is the viscosity of the mixes without bonding agent.

Relative Die swell ratio (D_r) was calculated by using the following equation:

$$D_r = \frac{D_b}{D_0}$$

where D_b is the die swell ratios of the mixes with bonding agent and D_0 is the die swell ratios of the mixes without bonding agent. Relative Activation energy was calculated by using the following equation:

$$A_r = \frac{A_b}{A_0}$$

where A_b is the activation energies of the mixes with bonding agent and A_0 is the activation energies of the mixes without bonding agent.

RESULTS AND DISCUSSION

Effect of Shear Rate and Shear Stress on Shear Viscosity

The variation of shear viscosity with shear rate of the mixes A–D at 80°C, 90°C, and 100°C is shown in Figures 1–3, respectively. In all the cases it is seen that the viscosity decreases almost linearly with shear rate in the shear rate range studied, indicating a pseudoplastic behavior of the composite with epoxy resin as bonding agent. The reduction in viscosity with increasing shear rate may arise from the molecular alignment during flow through the capillary. A similar pattern is also observed in the case of fiber filled mixes. This indicates

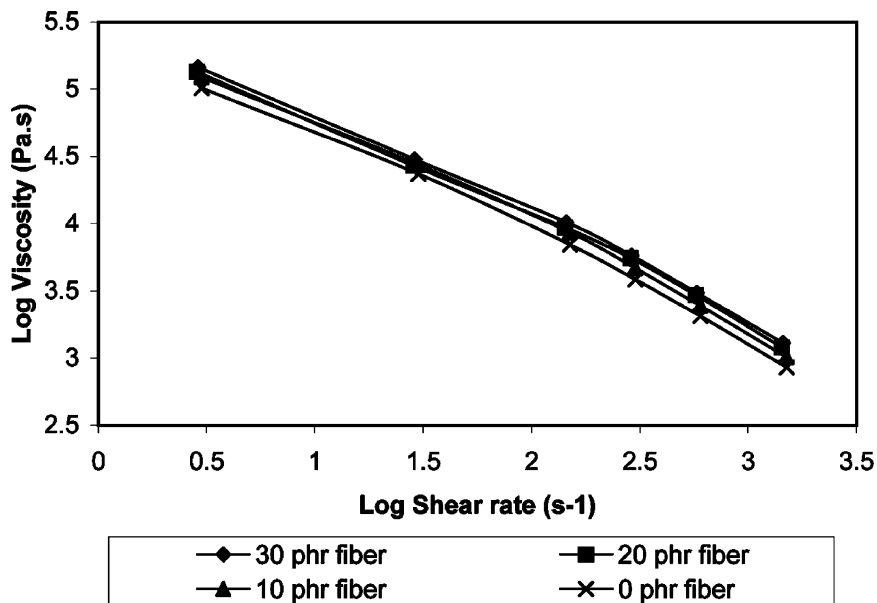


FIGURE 1 Shear viscosity versus shear rate at 80°C.

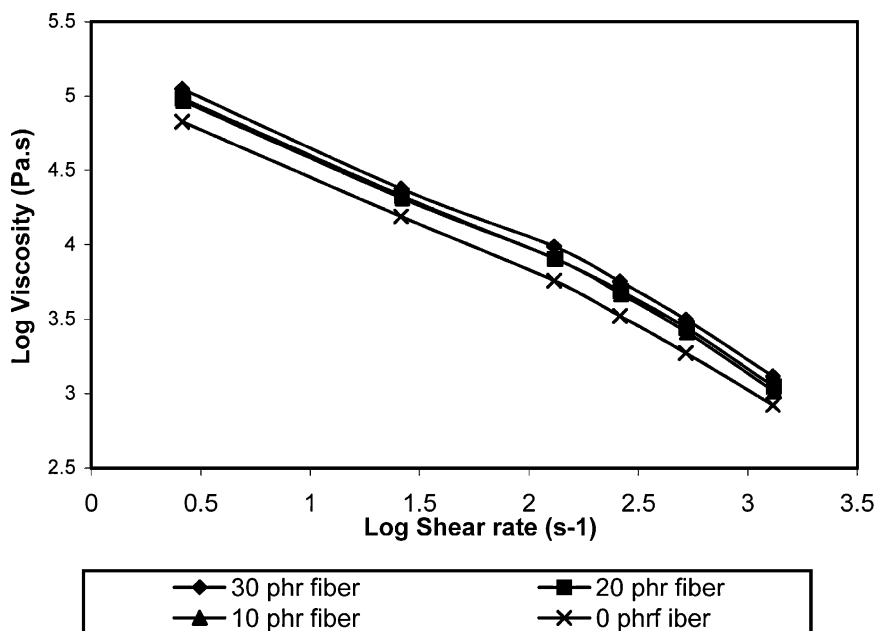


FIGURE 2 Shear viscosity versus shear rate at 90°C.

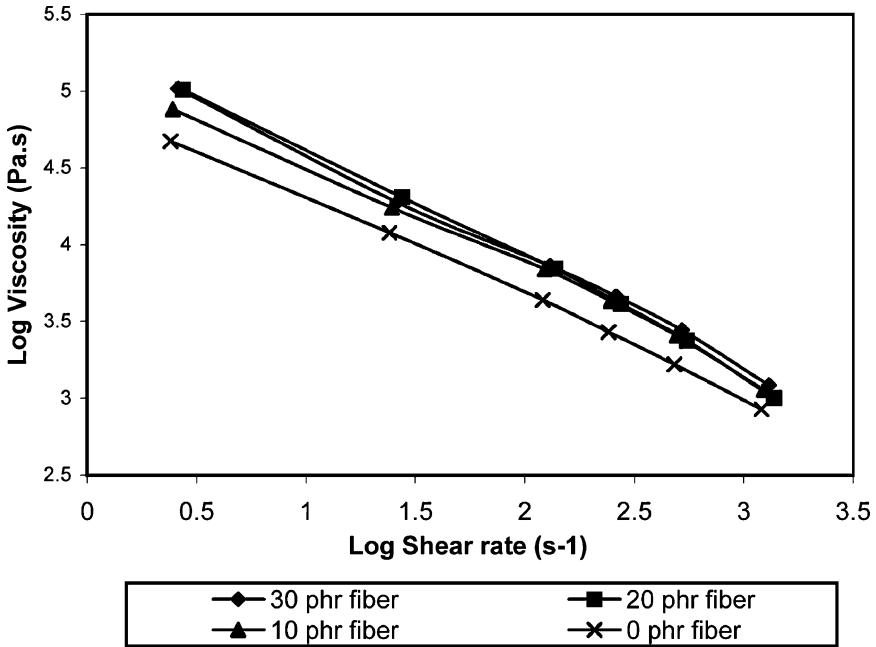


FIGURE 3 Shear viscosity versus shear rate at 100°C.

that the fibers, although restricting the free flow of the melt, also get aligned in the direction of flow. Similar results in the case of short polyester fiber polyurethane elastomer composite have been reported by Suhara et al. [20–21].

Figures 4–6 shows the variation of shear viscosity with shear stress for mixes A–D. Plots of shear viscosity versus shear stress also show similar patterns; but with marked difference at higher shear stresses. All the plots show significant drop in viscosity at shear stress beyond 1 MPa. As the fiber concentration increases, the point at which the sudden drop occurs shifts to higher shear stress values. For the gum compound it occurs at 1.13 MPa at 80°C whereas for the 30 phr fiber filled sample the corresponding values is 1.67 MPa at the same temperature. The sudden drop at higher shear stress values also indicates a probable plug flow at higher rates of flow. The point of inflection is plotted against the corresponding fiber loading in Figures 7a and 7b at 80 and 90°C, respectively. It is observed that there is a linear relationship between the onset of plug flow and the fiber content at both the temperatures. This is because the melt viscosity increases with increasing fiber content. With high melt viscosity the material

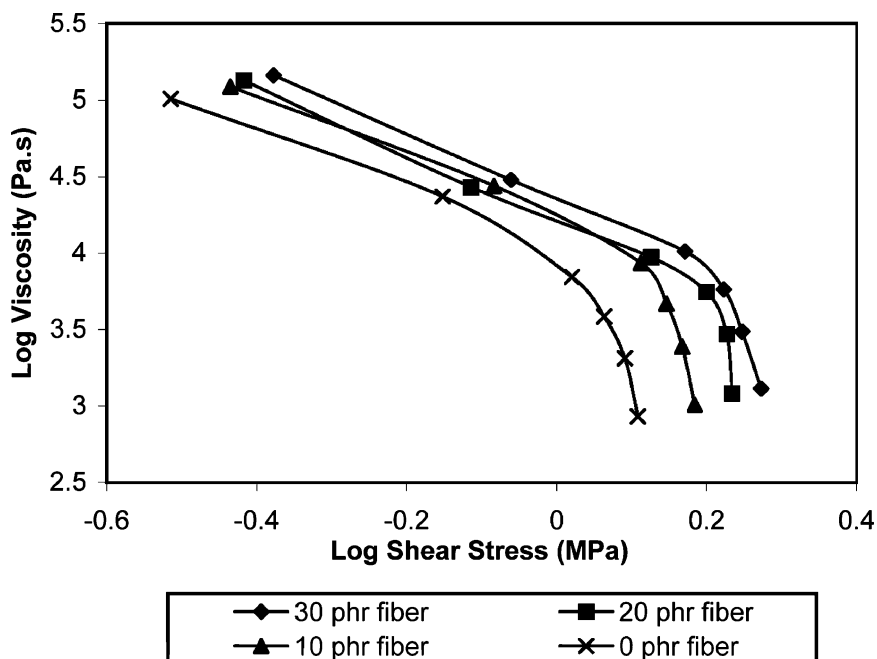


FIGURE 4 Shear viscosity versus shear stress at 80°C.

slips at the wall and the stress is relieved. The extent of drop is reduced with increasing temperature. This may be because the chances of plug flow are lower when the sample becomes softer at elevated temperature. This is also evident from the fact that the gum compound, with relatively lower viscosity, shows no evidence of plug flow at 100°C.

Effect of Fiber Content on Shear Viscosity

The viscosity increases with increase in fiber concentration at all shear rates (Figures 1–3). The presence of fiber restricts the molecular mobility under shear, resulting in higher viscosity. The increase in viscosity on introduction of fiber is temperature dependent and is larger at higher temperatures. The rise in viscosity with fiber concentration decreases at higher shear rates. This means that the effect of fiber on shear viscosity is prominent at lower shear rates only. This is in agreement with earlier observations [7, 18]. All fiber-containing mixes have more or less equal viscosity at higher shear rates, which is higher than that of the gum compound.

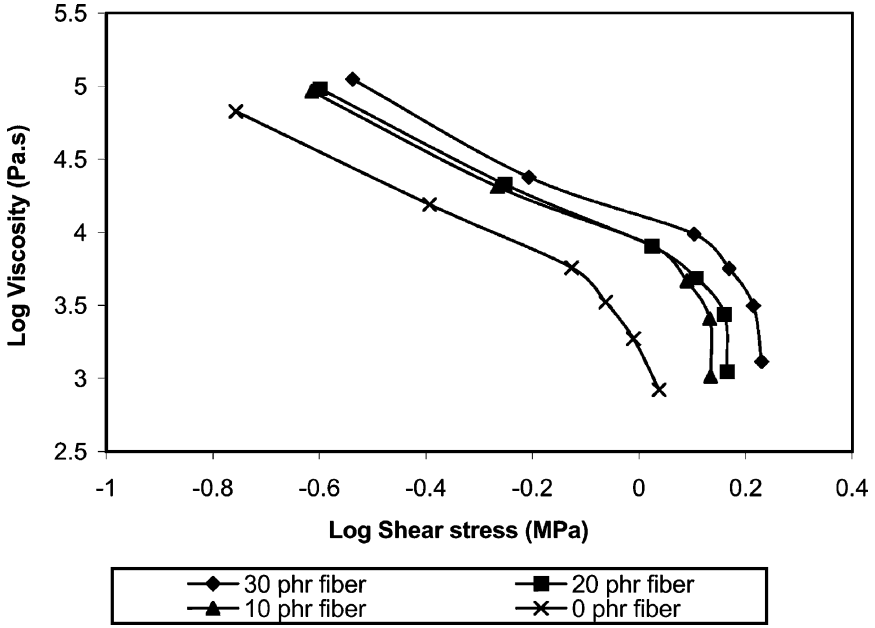


FIGURE 5 Shear viscosity versus shear stress at 90°C.

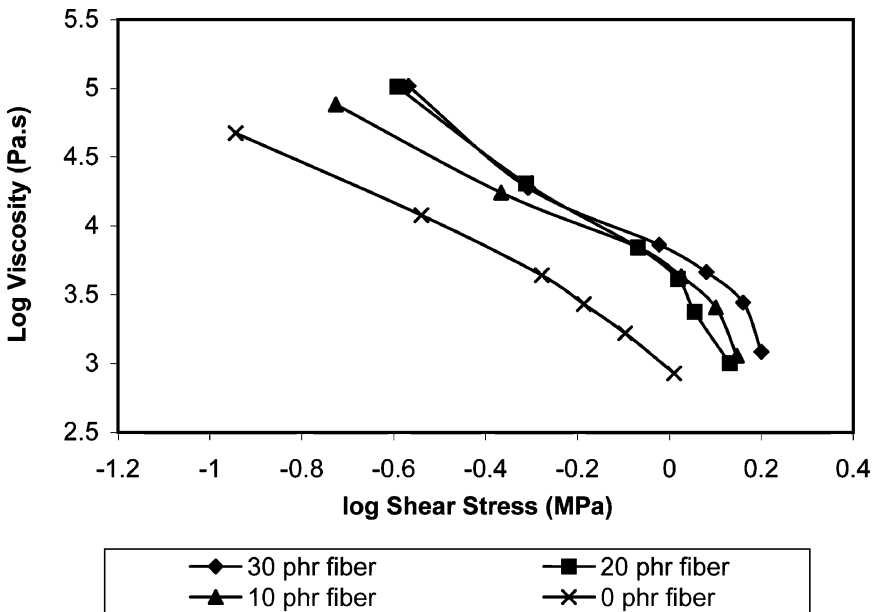


FIGURE 6 Shear viscosity versus shear stress at 100°C.

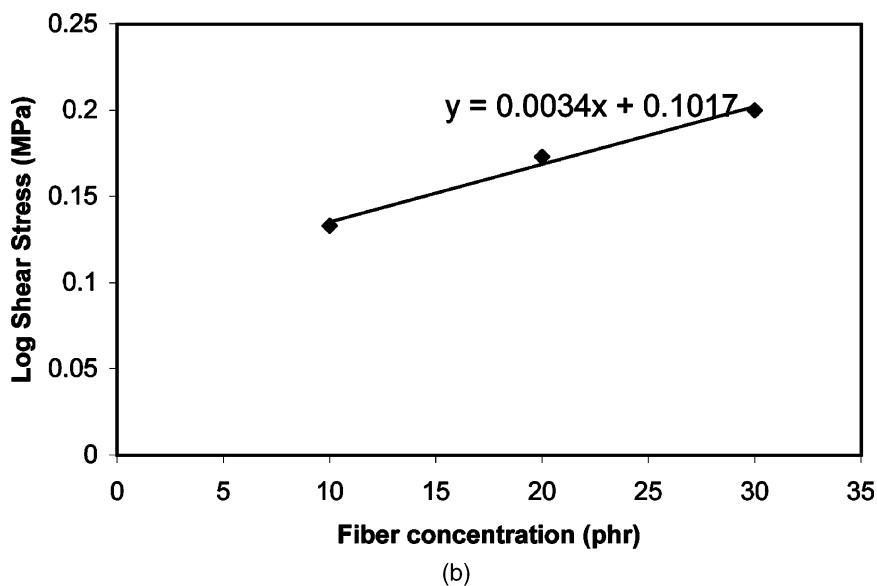
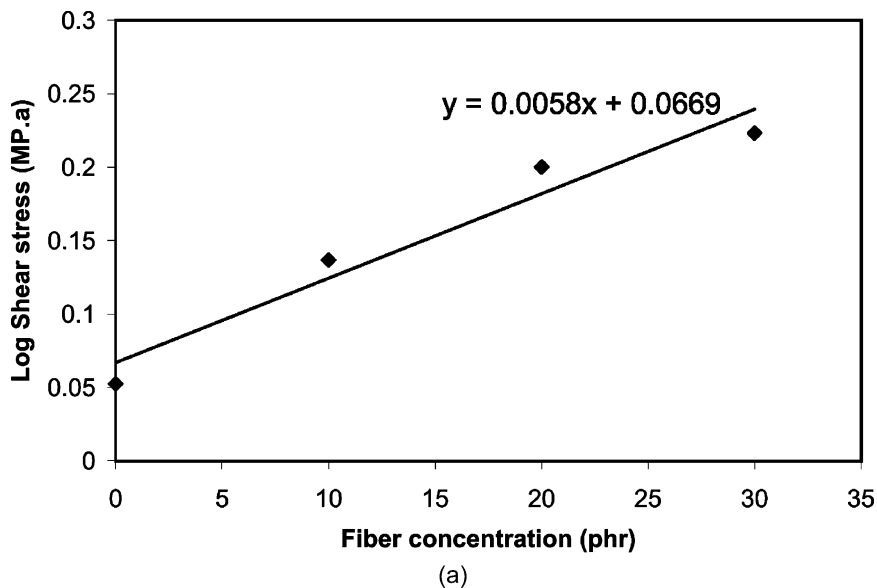


FIGURE 7 a) Variation of shear stress at the point of inflection with fiber loading at 80°C. b) Variation of shear stress at the point of inflection with fiber loading at 90°C.

Effect of Temperature

The variation of shear viscosity with shear rate for mixes A & D at various temperatures and shear rates is shown in Figures 8 and 9, respectively. The effect of temperature on the viscosity is found to be shear rate dependant. In the case of gum compound, at lower shear rates, the log viscosity drops from 4.94 Pa·s to 4.76 Pa·s as the temperature is changed from 80°C to 100°C, whereas at higher shear rate all the viscosity values tend to merge to a common point. Similar trends are shown by the fiber filled sample. The changed temperature sensitivity of the composite is also reflected in the calculated activation energy values (Table 2).

Activation Energies

The activation energies of mixes A to D are given in Table 2. The activation energies were calculated from Arrhenius plots of viscosity and temperatures at different shear rates. The activation energy of flow is reduced by the introduction of 10 phr fiber but at further increase of fiber concentration to 30 phr the activation energy remains more or less constant. The higher temperature sensitivity of flow of the rubber matrix is reduced in the presence of fibers. Similar trends were

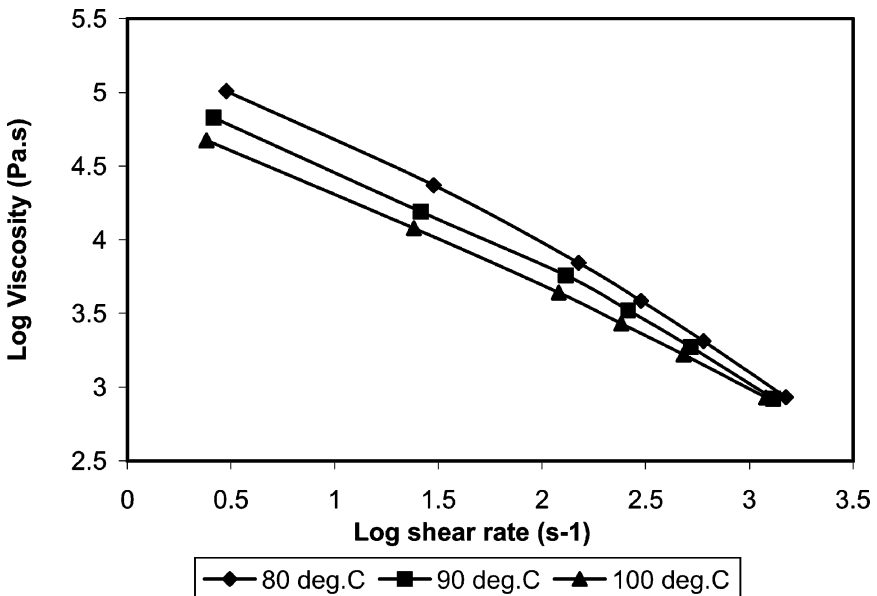


FIGURE 8 Shear viscosity versus shear rate for Mix A.

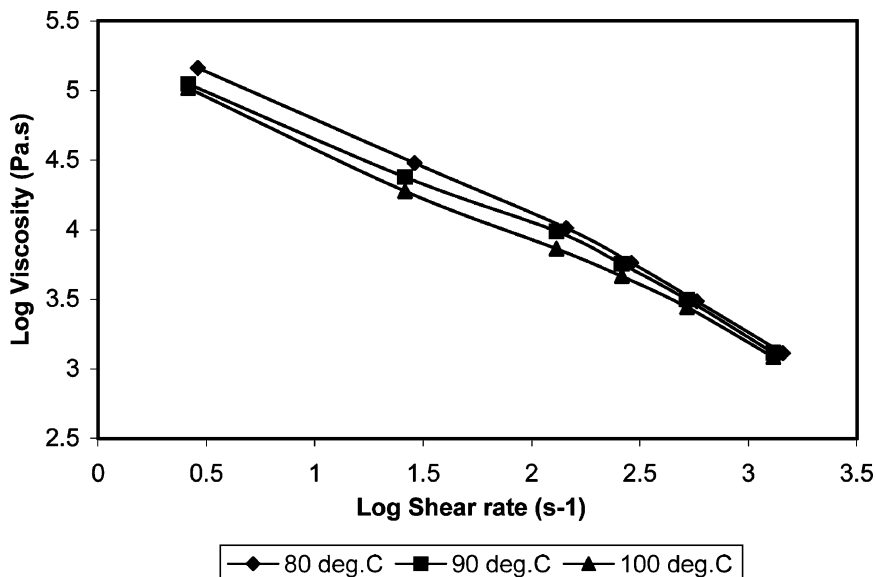


FIGURE 9 Shear viscosity versus shear rate for Mix D.

reported in the case of short Kevlar fiber reinforced thermoplastic polyurethane by Kutty et al. [18]. The activation energy of gum compound decreases as shear rate increases, indicating that the temperature sensitivity of the gum is also shear dependent and the sensitivity is lesser at higher shear rates. But in the case of fiber filled mixes the activation energy does not vary much with shear rate.

Die Swell

The die swell ratio (d_e/d_c) of the gum and fiber filled mixes with bonding agent, at different temperatures and shear rates, is given in

TABLE 2 Activation Energies of Flow of Mixes A–D (kcal/mol^{-1})

Mixes	Shear rates (s^{-1})			
	1.6	16.6	83.1	166.2
A	10.06	8.81	6.08	4.61
B	5.89	5.64	2.49	—
C	4.80	5.45	5.34	4.94
D	4.20	6.20	4.56	3.03

TABLE 3 Die Swell Ratios of Mixes A–D at Different Temperatures

Mix	Temperature (°C)	Shear rate (s ⁻¹)					
		1.6	16.6	83.1	166.2	332.5	831.2
A	80	1.62	1.35	1.67	1.67	1.76	1.76
	90	1.41	1.54	1.58	1.54	1.67	2.00
	100	—	1.98	1.84	1.98	1.69	2.20
B	80	1.11	1.24	1.47	1.41	1.54	1.54
	90	1.01	1.22	1.49	1.49	1.62	1.75
	100	1.14	1.24	1.43	1.57	1.66	1.52
C	80	1.03	1.03	1.15	1.26	1.15	1.26
	90	0.972	1.11	1.25	1.25	1.25	1.11
	100	0.946	1.04	1.04	1.08	1.22	1.08
D	80	1	1.04	1.19	1.25	1.21	1.25
	90	1.02	1.02	1.28	1.15	1.02	1.24
	100	0.926	0.879	1.16	1.25	1.11	1.11

Table 3. There is not much variation in die swell of the gum compound with shear rates. Die swell decreases sharply by the addition of fiber. The reduction in the die swell in the presence of short fibers has been reported earlier [7, 10, 18]. The reduction in die swell with fiber loading may be due to the irreversible orientation of the fibers in the matrix. In the case of fiber filled mixes the die swell remains almost constant with shear rates and temperatures.

Effect of Bonding Agent

The effect of bonding agent has been quantified in terms of relative viscosity, defined as the ratio of the viscosity of the mixes with bonding agent to the viscosity of the mixes without bonding agent. Table 4 gives the relative viscosity of mixes at different shear rates and temperatures. The relative viscosity increases with shear rate for fiber-containing mixes at all temperatures. In the case of gum compound the relative viscosity increases as shear rate increases up to 83.1 s⁻¹. Afterward it remains more or less constant with increase in shear rates. In general, the relative viscosity increases as fiber concentration increases, the effect being more pronounced at higher temperature. This is due to better fiber matrix adhesion in the presence of bonding agent, forming more restrained matrix. At higher temperature the relative viscosity is less than one for gum compound. This may be due to the plasticizing action of the resin in the gum compound.

TABLE 4 Relative Viscosities at Different Temperatures for Various Fiber Loadings

Temperature (°C)	Fiber loading (phr)	Shear rate (s ⁻¹)					
		1.6	16.6	83.1	166.2	332.5	831.2
80	0	0.880	1.046	1.077	1.074	1.017	0.962
	10	0.856	1.083	1.170	1.154	1.159	1.196
	20	0.909	0.916	1.120	1.170	1.196	1.200
	30	0.779	0.981	1.179	1.197	1.259	1.269
90	0	0.749	0.824	0.932	0.932	0.924	0.940
	10	0.781	0.903	1.094	1.119	1.188	1.135
	20	0.679	0.841	0.969	1.058	1.189	1.172
	30	0.757	0.920	1.106	1.090	1.146	1.183
100	0	0.757	0.872	0.983	0.973	1.043	1.178
	10	0.815	0.969	1.105	1.120	1.215	1.148
	20	0.910	0.873	0.891	0.924	0.868	0.983
	30	0.901	0.876	1.048	1.097	1.154	1.232

The relative activation energy (A_r) is greater than one for all the mixes at all shear rates (Figure 10). This indicates that the temperature sensitivity of the mixes increases in the presence of bonding

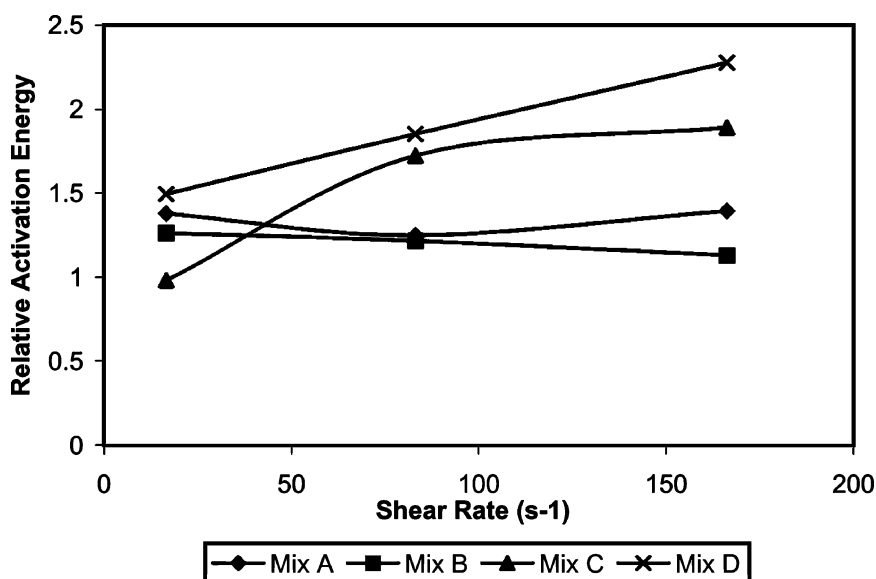
**FIGURE 10** Relative activation energy versus shear rate.

TABLE 5 Relative Die Swell Ratios at Different Temperatures

Temperature (°C)	Mix	Shear rate (s ⁻¹)					
		1.6	16.6	83.1	166.2	332.5	831.2
80	A	1.26	1.11	1.37	1.37	1.08	1.00
	B	1.08	1.20	1.43	1.37	1.31	1.16
	C	1.06	1.06	1.08	1.30	1.18	1.19
	D	1.01	1.06	1.26	1.40	1.35	1.36
90	A	1.13	1.23	1.26	1.19	1.24	1.28
	B	1.07	1.28	1.47	1.37	1.50	1.30
	C	1.05	1.21	1.30	1.30	1.19	1.05
	D	1.11	1.11	1.22	1.10	1.11	1.18

agent. A_r remains more or less constant with shear rate for gum and lower fiber loading (10 phr). But A_r increases sharply with shear rate at higher fiber loading. At higher fiber loading there is more fiber-matrix interfacial interaction, which is strengthened in the presence of bonding agent.

The relative die swell (D_r) is greater than one for all the mixes at all shear rates and temperatures (Table 5). The higher die swell in the presence of bonding agent is due to more elastic deformation occurring during the flow. D_r remains more or less constant with respect to shear rate and temperature for all the mixes.

CONCLUSIONS

Short nylon fiber reinforced styrene butadiene rubber composites with epoxy-based bonding agent exhibit pseudoplasticity that decreases with temperature. The shear viscosity is increased in the presence of fibers and the effect is pronounced at lower shear rates. The temperature sensitivity of the gum compound is reduced on introduction of fibers. The temperature sensitivity of the melts is also shear dependent and is lower at higher shear rates. Die swell is reduced in the presence of fibers. Relative viscosity increases with shear rate for composites at all temperatures. Temperature sensitivity of the mixes increases in the presence of bonding agent. Die swell is increased in the presence of bonding resin at all shear rates and temperatures.

REFERENCES

- [1] Brydson, J. A. (1981). *Flow Properties of Polymer Melts*, 2nd ed. George Godwin, London, pp. 18–28.
- [2] White, J. L. and Tokita, N., *J. Appl. Polym. Sci.* **11**, 321 (1967).

- [3] White, J. L., *Rubb. Chem. Technol.* **42**, 257 (1969).
- [4] White, J. L., *Rubb. Chem. Technol.* **50**, 163 (1977).
- [5] Goettler, L. A., Lambright, A. J., Leib, R. I., and Dimauro, P. J., *Rubb. Chem. Technol.* **54**, 277 (1981).
- [6] Goettler, L. A., Leib, R. I., and Lambright, A. J., *Rubb. Chem. Technol.* **52**, 838 (1979).
- [7] Chan, Y., White, J. L., and Oyanagi, Y., *J. Rheol.* **22**, 507 (1978).
- [8] Kuruvilla, J., Kuriakose, B., Premalatha, C. K., Thomas, S., and Pavithran, C., *Plast. Rub. Compos. Process Appl.* **21**, 237 (1994).
- [9] Setua, D. K., *Int. J. Polym. Mater.* **11**, 67 (1985).
- [10] Murty, V. M., Gupta, B. R., and De, S. K., *Plast. Rub. Proc. Appl.* **5**, 307 (1985).
- [11] Crowson, J., Flokes, M. J., and Bright, P. F., *Poly. Eng. Sci.* **20**, 925 (1980).
- [12] Crowson, J. and Flokes, M. J., *Poly. Eng. Sci.* **20**, 934 (1980).
- [13] Arai, T. and Aoyama, H., *Trans. Soc. Rheol.* **7**, 333 (1963).
- [14] Rogers, M. G., *J. Appl. Polym. Sci.* **14**, 1679 (1970).
- [15] Han, C. D., Charles, M., and Philippoff, W., *Trans. Soc. Rheol.* **14**, 393 (1970).
- [16] Nakajima, N. and Shida, M., *Trans. Soc. Rheol.* **10**, 299 (1966).
- [17] Mcluckie, C. and Roger, M. G., *J. Appl. Polm. Sci.* **13**, 1049 (1969).
- [18] Kutty, S. K. N., De, P. P., and Nando, G. B., *Plast. Rub. Compos. Process Appl.* **15**, 23 (1991).
- [19] Varghese, S., Kuriakose, B., Thomas, S., Premalatha, C. K., and Koshy, A. T., *Plast. Rub. Compos. Process Appl.* **20**, 93 (1993).
- [20] Suhara, F., Kutty, S. K. N., and Nando, G. B., *Polym. Plast. Technol. Eng.* **36**, 399 (1997).
- [21] Suhara, F., Kutty, S. K. N., Nando, G. B., and Bhattacharya, A. K., *Polym. Plast. Technol. Eng.* **37**, 57 (1998).